

4542 m.

MOTUL TT ASSEN

Free Practice Nr. 2

Classification

6

	Rider	Nation	Team	Motorcycle	Time	Lap Total	Gap	Top Speed
1	12 Maverick VIÑALES	SPA	Monster Energy Yamaha MotoGP	YAMAHA	1'33.241	5 14		300.7
2	88 Miguel OLIVEIRA	POR	Red Bull KTM Factory Racing	KTM	1'33.400	5 12	0.159 0.159	306.7
3	20 Fabio QUARTARARO	FRA	Monster Energy Yamaha MotoGP	YAMAHA	1'33.491	4 13	0.250 0.091	297.8
4	93 Marc MARQUEZ	SPA	Repsol Honda Team	HONDA	1'33.560	4 4	0.319 0.069	308.3
5	36 Joan MIR	SPA	Team SUZUKI ECSTAR	SUZUKI	1'33.701	4 11	0.460 0.141	304.4
6	5 Johann ZARCO	FRA	Pramac Racing	DUCATI	1'33.708	5 12	0.467 0.007	309.8
7	42 Alex RINS	SPA	Team SUZUKI ECSTAR	SUZUKI	1'33.960	6 15	0.719 0.252	306.7
8	43 Jack MILLER	AUS	Ducati Lenovo Team	DUCATI	1'34.066	6 7	0.825 0.106	309.8
9	41 Aleix ESPARGARO	SPA	Aprilia Racing Team Gresini	APRILIA	1'34.081	6 8	0.840 0.015	306.0
10	44 Pol ESPARGARO	SPA	Repsol Honda Team	HONDA	1'34.096	5 9	0.855 0.015	306.0
11	9 Danilo PETRUCCI	ITA	Tech 3 KTM Factory Racing	KTM	1'34.134	6 11	0.893 0.038	299.2
12	89 Jorge MARTIN	SPA	Pramac Racing	DUCATI	1'34.339	5 13	1.098 0.205	308.3
13	73 Alex MARQUEZ	SPA	LCR Honda CASTROL	HONDA	1'34.358	6 13	1.117 0.019	307.5
14	32 Lorenzo SAVADORI	ITA	Aprilia Racing Team Gresini	APRILIA	1'34.461	4 14	1.220 0.103	299.2
15	27 Iker LECUONA	SPA	Tech 3 KTM Factory Racing	KTM	1'34.539	5 12	1.298 0.078	299.2
16	23 Enea BASTIANINI	ITA	Avintia Esponsorama	DUCATI	1'34.658	6 12	1.417 0.119	305.2
17	33 Brad BINDER	RSA	Red Bull KTM Factory Racing	KTM	1'34.766	5 11	1.525 0.108	302.2
18	46 Valentino ROSSI	ITA	Petronas Yamaha SRT	YAMAHA	1'34.777	6 11	1.536 0.011	297.8
19	63 Francesco BAGNAIA	ITA	Ducati Lenovo Team	DUCATI	1'34.832	4 7	1.591 0.055	309.0
20	30 Takaaki NAKAGAMI	JPN	LCR Honda IDEMITSU	HONDA	1'35.726	3 9	2.485 0.894	300.7
21	31 Garrett GERLOFF	USA	Petronas Yamaha SRT	YAMAHA	1'35.744	4 12	2.503 0.018	295.6
22	10 Luca MARINI	ITA	SKY VR46 Avintia	DUCATI	1'36.216	6 12	2.975 0.472	300.0

Practice condition: **Dry**Air: **20°**Humidity: **70%**Ground: **22°**

Fastest Lap:	Lap: 5	Maverick VIÑALES	1'33.241	175.3 Km/h
Best Race Lap:	2015	Marc MARQUEZ	1'33.617	174.6 Km/h
All Time Lap Record:	2019	Fabio QUARTARARO	1'32.017	177.6 Km/h

The results are provisional until the end of the limit for protest and appeals.

Time limit for protest expires 30' after publication of the results - Time:

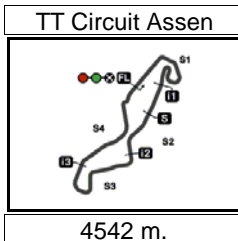
These data/results cannot be reproduced, stored and/or transmitted in whole or in part by any manner of electronic, mechanical, photocopying, recording, broadcasting or otherwise now known or herein after developed without the previous express consent by the copyright owner, except for reproduction in daily press and regular printed publications on sale to the public within 60 days of the event related to those data/results and always provided that copyright symbol appears together as follows below.

© DORNA, 2021

Official MotoGP Timing by **TISSOT**
www.motogp.com

Assen, Friday, June 25, 2021






MOTUL TT ASSEN

Free Practice Nr. 2

Combined Free Practice Times

7

	Rider	Nation	Team	MOTORCYCLE	FP1	FP2	Gap
1	12 M.VIÑALES	SPA	Monster Energy Yamaha MotoGP	YAMAHA	1'33.072	22 1'33.241	5
2	44 P.ESPARGARO	SPA	Repsol Honda Team	HONDA	1'33.183	20 1'34.096	5 0.111 0.111
3	88 M.OLIVEIRA	POR	Red Bull KTM Factory Racing	KTM	1'34.422	20 1'33.400	5 0.328 0.217
4	20 F.QUARTARARO	FRA	Monster Energy Yamaha MotoGP	YAMAHA	1'33.633	18 1'33.491	4 0.419 0.091
5	42 A.RINS	SPA	Team SUZUKI ECSTAR	SUZUKI	1'33.501	18 1'33.960	6 0.429 0.010
6	93 M.MARQUEZ	SPA	Repsol Honda Team	HONDA	1'34.048	20 1'33.560	4 0.488 0.059
7	36 J.MIR	SPA	Team SUZUKI ECSTAR	SUZUKI	1'34.299	12 1'33.701	4 0.629 0.141
8	5 J.ZARCO	FRA	Pramac Racing	DUCATI	1'33.887	19 1'33.708	5 0.636 0.007
9	9 D.PETRUCCI	ITA	Tech 3 KTM Factory Racing	KTM	1'33.939	18 1'34.134	6 0.867 0.231
10	41 A.ESPARGARO	SPA	Aprilia Racing Team Gresini	APRILIA	1'33.993	19 1'34.081	6 0.921 0.054
11	30 T.NAKAGAMI	JPN	LCR Honda IDEMITSU	HONDA	1'34.004	19 1'35.726	3 0.932 0.011
12	43 J.MILLER	AUS	Ducati Lenovo Team	DUCATI	1'34.245	21 1'34.066	6 0.994 0.062
13	32 L.SAVADORI	ITA	Aprilia Racing Team Gresini	APRILIA	1'34.098	16 1'34.461	4 1.026 0.032
14	63 F.BAGNAIA	ITA	Ducati Lenovo Team	DUCATI	1'34.265	22 1'34.832	4 1.193 0.167
15	89 J.MARTIN	SPA	Pramac Racing	DUCATI	1'35.292	17 1'34.339	5 1.267 0.074
16	73 A.MARQUEZ	SPA	LCR Honda CASTROL	HONDA	1'34.916	20 1'34.358	6 1.286 0.019
17	46 V.ROSSI	ITA	Petronas Yamaha SRT	YAMAHA	1'34.431	22 1'34.777	6 1.359 0.073
18	33 B.BINDER	RSA	Red Bull KTM Factory Racing	KTM	1'34.491	20 1'34.766	5 1.419 0.060
19	27 I.LECUONA	SPA	Tech 3 KTM Factory Racing	KTM	1'34.510	19 1'34.539	5 1.438 0.019
20	23 E.BASTIANINI	ITA	Avintia Esponsorama	DUCATI	1'35.253	20 1'34.658	6 1.586 0.148
21	10 L.MARINI	ITA	SKY VR46 Avintia	DUCATI	1'35.506	18 1'36.216	6 2.434 0.848
22	31 G.GERLOFF	USA	Petronas Yamaha SRT	YAMAHA	1'35.961	14 1'35.744	4 2.672 0.238

Pole Position Record:	2019	Fabio QUARTARARO	1'32.017	177.6 Km/h
Best Race Lap:	2015	Marc MARQUEZ	1'33.617	174.6 Km/h
All Time Lap Record:	2019	Fabio QUARTARARO	1'32.017	177.6 Km/h

The results are provisional until the end of the limit for protest and appeals.

Time limit for protest expires 60' after publication of the results - Time:

These data/results cannot be reproduced, stored and/or transmitted in whole or in part by any manner of electronic, mechanical, photocopying, recording, broadcasting or otherwise now known or herein after developed without the previous express consent by the copyright owner, except for reproduction in daily press and regular printed publications on sale to the public within 60 days of the event related to those data/results and always provided that copyright symbol appears together as follows below.

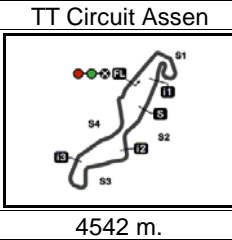
© DORNA, 2021

Official MotoGP Timing by TISSOT

www.motogp.com

Assen, Friday, June 25, 2021





MOTUL TT ASSEN

Free Practice Nr. 2

Top Speed & Average

8



Rider	Nation	Motorcycle	Top 5 speeds					Average	Top
5 Johann ZARCO	FRA	DUCATI	309.8	306.7	304.4	297.8	297.8	303.3	309.8
43 Jack MILLER	AUS	DUCATI	309.8	309.8	307.5	306.7	306.0	308.0	309.8
63 Francesco BAGNAIA	ITA	DUCATI	309.0	306.7	305.2	305.2	305.2	306.3	309.0
89 Jorge MARTIN	SPA	DUCATI	308.3	307.5	307.5	306.7	305.2	307.0	308.3
93 Marc MARQUEZ	SPA	HONDA	308.3	303.7	303.7	302.9	297.8	303.3	308.3
73 Alex MARQUEZ	SPA	HONDA	307.5	306.7	304.4	303.7	300.7	304.0	307.5
42 Alex RINS	SPA	SUZUKI	306.7	305.2	302.9	302.9	302.2	304.0	306.7
88 Miguel OLIVEIRA	POR	KTM	306.7	306.0	304.4	304.4	303.7	305.0	306.7
41 Aleix ESPARGARO	SPA	APRILIA	306.0	304.4	304.4	304.4	303.7	304.4	306.0
44 Pol ESPARGARO	SPA	HONDA	306.0	305.2	305.2	302.9	300.0	303.9	306.0
23 Enea BASTIANINI	ITA	DUCATI	305.2	305.2	305.2	302.9	300.0	303.7	305.2
36 Joan MIR	SPA	SUZUKI	304.4	303.7	303.7	301.4	297.0	301.2	304.4
33 Brad BINDER	RSA	KTM	302.2	301.4	300.7	300.7	292.8	298.4	302.2
12 Maverick VIÑALES	SPA	YAMAHA	300.7	300.7	299.2	299.2	299.2	299.7	300.7
30 Takaaki NAKAGAMI	JPN	HONDA	300.7	298.5	296.3	296.3	292.8	296.9	300.7
10 Luca MARINI	ITA	DUCATI	300.0	300.0	299.2	299.2	297.8	299.2	300.0
9 Daniilo PETRUCCI	ITA	KTM	299.2	298.5	297.8	297.8	297.0	298.1	299.2
27 Iker LECUONA	SPA	KTM	299.2	299.2	298.5	298.5	297.0	298.5	299.2
32 Lorenzo SAVADORI	ITA	APRILIA	299.2	299.2	297.8	295.6	294.9	296.9	299.2
20 Fabio QUARTARARO	FRA	YAMAHA	297.8	297.0	297.0	296.3	295.6	296.7	297.8
46 Valentino ROSSI	ITA	YAMAHA	297.8	297.0	297.0	296.3	294.9	296.6	297.8
31 Garrett GERLOFF	USA	YAMAHA	295.6	294.9	293.5	293.5	292.8	293.7	295.6

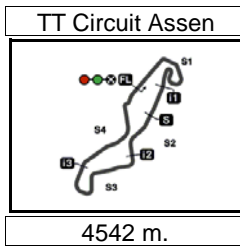
These data/results cannot be reproduced, stored and/or transmitted in whole or in part by any manner of electronic, mechanical, photocopying, recording, broadcasting or otherwise now known or herein after developed without the previous express consent by the copyright owner, except for reproduction in daily press and regular printed publications on sale to the public within 60 days of the event related to those data/results and always provided that copyright symbol appears together as follows below.

© DORNA, 2021

Official MotoGP Timing by TISSOT
www.motogp.com



Assen, Friday, June 25, 2021



MOTUL TT ASSEN
Free Practice Nr. 2

Chronological Analysis of Performances

9

* Lap / Sector time cancelled **T1** Time from finish line to 1st intermediate **T3** Time from 2nd intermed. to 3rd intermed.
P Crossing the finish line in pit lane **T2** Time from 1st intermed. to 2nd intermed. **T4** Time from 3rd intermediate to finish line
****** Tyre data subject to further updates

Lap	Lap Time	T1	T2	T3	T4	Speed	Lap	Lap Time	T1	T2	T3	T4	Speed	
1st	12	Maverick VIÑALES YAMAHA SPA Monster Energy Yamaha MotoGP						Run # 1	Front Tyre	Slick-Medium	Rear Tyre	Slick-Hard		
		Runs=2 Total laps=14 Full laps=9							New Tyre	New Tyre	New Tyre	New Tyre		
Run # 1	Front Tyre	Slick-Medium	Rear Tyre	Slick-Medium				Run # 1	Front Tyre	Slick-Medium	Rear Tyre	Slick-Hard		
		New Tyre	New Tyre	New Tyre										
1	3'12.660	32.002	15.063	28.834	22.777	292.8	1	3'03.720	32.324	15.202	28.843	22.929	292.8	
2	1'34.934	31.176	14.187	27.532	22.039	299.2	2	1'34.963	31.186	14.291	27.367	22.119	295.6	
3	1'34.030	30.826	13.952	27.495	21.757	300.7	3	1'33.753	30.726	14.124	27.166	21.737	297.0	
4	1'36.754 *	33.416*	14.120	27.470	21.748	298.5	4	1'33.491	30.556	14.162	27.131	21.642	297.8	
5	1'33.241	30.592	13.950	27.104	21.595	299.2	5	1'33.615	30.584	14.030	27.168	21.833	296.3	
6	1'33.787	30.672	13.939	27.513	21.663	299.2	6	1'38.656 *	34.235*	14.508	27.864	22.049	290.7	
7	1'33.468 *	30.848*	13.952*	27.149	21.519	299.2	7	1'35.381 *	31.567*	14.345*	27.420	22.049	292.8	
8	1'48.637 P	30.711	13.821	30.469	33.636	300.7	8	1'49.926 P	30.640	14.247	32.473	32.566	297.0	
Run # 2	Front Tyre	Wet-Soft	Rear Tyre	Wet-Soft				Run # 2	Front Tyre	Wet-Soft	Rear Tyre	Wet-Soft		
		New Tyre	New Tyre	New Tyre						New Tyre	New Tyre	New Tyre		
9	22'53.981	37.897	17.555	34.823	27.356	283.3	9	24'28.974	38.485	17.121	33.323	27.198	276.2	
10	1'49.773	36.541	16.128	31.775	25.329	283.3	10	1'50.085	36.312	16.138	31.684	25.951	290.0	
11	1'46.443	34.909	15.771	30.858	24.905	286.6	11	1'47.295	35.088	15.788	31.114	25.305	292.1	
12	1'45.058	34.471	15.402	30.625	24.560	294.2	12	1'47.067	34.897	15.832	31.131	25.207	291.4	
13	1'44.637	34.162	15.251	30.463	24.761	295.6	13	1'46.579	34.826	15.667	31.041	25.045	292.8	
14	1'44.511	34.332	15.340	30.435	24.404	292.1								
2nd	88	Miguel OLIVEIRA KTM POR Red Bull KTM Factory Racing						Run # 1	Front Tyre	Slick-Medium	Rear Tyre	Slick-Medium		
		Runs=2 Total laps=12 Full laps=8							New Tyre	New Tyre	New Tyre	New Tyre		
Run # 1	Front Tyre	Slick-Medium	Rear Tyre	Slick-Hard				Run # 1	Front Tyre	Slick-Medium	Rear Tyre	Slick-Medium		
		New Tyre	New Tyre	New Tyre										
1	2'18.769	33.473	15.508	29.692	23.099	284.6	1	3'54.722	32.814	15.254	28.655	23.138	297.8	
2	1'36.410	31.679	14.380	27.824	22.527	303.7	2	1'36.463	31.674	14.408	27.830	22.551	303.7	
3	1'39.955	31.519	14.231	31.223	22.982	306.7	3	1'34.381	31.200	14.165	27.342	21.674	302.9	
4	1'33.861	30.926	14.061	27.143	21.731	304.4	4	1'33.560	30.820	14.011	27.253	21.476	303.7	
5	1'33.400	30.723	13.910	27.055	21.712	306.0		unfinished	30.643	13.977			308.3	
6	1'34.628	30.690	14.167	27.235	22.536	304.4								
7	1'44.970 P	31.368*	14.183	28.622	30.797	302.2								
Run # 2	Front Tyre	Wet-Soft	Rear Tyre	Wet-Soft				Run # 2	Front Tyre	Wet-Soft	Rear Tyre	Wet-Soft		
		New Tyre	New Tyre	New Tyre						New Tyre	New Tyre	New Tyre		
8	26'28.963	38.211	17.281	34.395	27.990	258.7								
9	1'53.474 *	38.695*	16.487	32.436	25.856	277.5								
10	1'47.791	35.615	15.904	31.140	25.132	282.0								
11	1'45.116	34.373	15.553	30.697	24.493	295.6								
12	1'43.776	33.955	15.228	30.178	24.415	294.9								
3rd	20	Fabio QUARTARARO YAMAHA FRA Monster Energy Yamaha MotoGP						Run # 1	Front Tyre	missing data	Rear Tyre	missing data		
		Runs=2 Total laps=13 Full laps=8							Laps at start	Laps at start	Laps at start	Laps at start		
Run # 1	Front Tyre	Wet-Soft	Rear Tyre	Wet-Soft				Run # 1	Front Tyre	Wet-Soft	Rear Tyre	Wet-Soft		
		New Tyre	New Tyre	New Tyre						New Tyre	New Tyre	New Tyre		
1	3'54.133	33.594	15.386	28.861	23.533	297.0	1	3'54.133	33.594	15.386	28.861	23.533	297.0	
2	1'36.254	31.555	14.544	27.688	22.467	301.4	2	1'36.254	31.555	14.544	27.688	22.467	301.4	
3	1'34.701	31.231	14.339	27.209	21.922	304.4	3	1'34.701	31.231	14.339	27.209	21.922	304.4	
4	1'33.701	30.646	14.216	27.117	21.722	303.7	4	1'33.701	30.646	14.216	27.117	21.722	303.7	
5	1'34.361	30.592	14.151	27.131	22.487	303.7	5	1'34.361	30.592	14.151	27.131	22.487	303.7	
6	1'48.303 P	32.028*	14.774	29.184	32.317	297.0	6	1'48.303 P	32.028*	14.774	29.184	32.317	297.0	
Run # 2	Front Tyre	Wet-Soft	Rear Tyre	Wet-Soft				Run # 2	Front Tyre	Wet-Soft	Rear Tyre	Wet-Soft		
		New Tyre	New Tyre	New Tyre						New Tyre	New Tyre	New Tyre		
7	25'54.130	38.617	17.529	34.512	27.237	273.8	7	25'54.130	38.617	17.529	34.512	27.237	273.8	
8	1'51.548 *	36.149	16.620	32.830	25.949*	286.6	8	1'51.548 *	36.149	16.620	32.830	25.949*	286.6	
9	1'48.332 *	35.225*	16.198	31.397	25.512	286.6	9	1'48.332 *	35.225*	16.198	31.397	25.512	286.6	

Fastest Lap: Maverick VIÑALES Monster Energy Yama SPA **1'33.241** 30.592 13.950 27.104 21.595

These data/results cannot be reproduced, stored and/or transmitted in whole or in part by any manner of electronic, mechanical, photocopying, recording, broadcasting or otherwise now known or herein after developed without the previous express consent by the copyright owner, except for reproduction in daily press and regular printed publications on sale to the public within 60 days of the event related to those data/results and always provided that copyright symbol appears together as follows below.
 © DORNA, 2021



Free Practice Nr. 2

MotoGP

Lap	Lap Time	T1	T2	T3	T4	Speed	Lap	Lap Time	T1	T2	T3	T4	Speed
10	1'47.735	34.758	16.068	31.203	25.706	288.6	6	1'34.066	30.738	14.125	27.382	21.821	306.0
11	1'45.773	34.150	15.719	30.683	25.221	290.0	7	1'53.510 P	36.876*	15.201	30.217	31.216	288.0

6th 5 Johann ZARCO							9th 41 Aleix ESPARGARO						
Pramac Racing							Aprilia Racing Team Gresini						
Runs=2 Total laps=12 Full laps=9							Runs=1 Total laps=8 Full laps=5						
Run #	1	Front Tyre	Slick-Soft	Rear Tyre	Slick-Medium	Speed	Run #	1	Front Tyre	Slick-Medium	Rear Tyre	Slick-Medium	Speed
			New Tyre		New Tyre					New Tyre		New Tyre	
1	2'16.657	32.646	15.629	28.707	23.245	286.6	1	2'27.239	32.723	15.654	30.823	24.069	292.1
2	1'37.839	31.250	14.964	28.465	23.160	290.0	2	1'38.738	31.996	14.478	28.627	23.637	304.4
3	1'35.952	31.384	14.518	27.745	22.305	297.8	3	1'35.482	31.196	14.420	27.705	22.161	303.7
4	1'33.860	30.775	14.015	27.229	21.841	304.4	4	1'34.237	30.769	14.097	27.412	21.959	306.0
5	1'33.708	30.791	14.080	27.068	21.769	306.7	5	1'41.612	36.533	14.593	28.277	22.209	296.3
6	1'34.630	30.562	14.001	27.648	22.419	309.8	6	1'34.081	30.712	14.098	27.504	21.767	303.7
7	1'59.716 P	33.228*	23.035	32.735	30.718	118.7	7	1'33.925 *	30.769*	14.044*	27.423	21.689	304.4
8	1'48.725 P	30.844	13.987	30.591	33.303	304.4	8	1'48.725 P	30.844	13.987	30.591	33.303	304.4

7th 42 Alex RINS							10th 44 Poi ESPARGARO						
Team SUZUKI ECSTAR							Repsol Honda Team						
Runs=2 Total laps=15 Full laps=11							Runs=2 Total laps=9 Full laps=5						
Run #	1	Front Tyre	Slick-Soft	Rear Tyre	Slick-Soft	Speed	Run #	1	Front Tyre	Slick-Medium	Rear Tyre	Slick-Medium	Speed
			15 Laps at start		6 Laps at start					New Tyre		New Tyre	
1	2'10.260	32.870	15.395	29.626	23.704	297.8	1	1'57.371	33.060	15.375	29.171	22.793	300.0
2	1'37.116	31.794	14.448	28.148	22.726	302.2	2	1'36.002	31.508	14.354	27.994	22.146	302.9
3	1'35.794	31.298	14.195	27.856	22.445	305.2	3	1'34.761	31.134	14.069	27.743	21.815	305.2
4	1'34.828	31.281	14.123	27.461	21.963	306.7	4	1'34.422	31.009	14.114	27.464	21.835	306.0
5	1'34.673	31.098	14.221	27.457	21.897	301.4	5	1'34.096	30.881	14.006	27.456	21.753	305.2
6	1'33.960	30.873	14.103	27.279	21.705	302.9	6	1'41.123 *	36.233*	15.609	27.574	21.707	245.2
7	1'34.942 *	30.827	14.153*	27.633	22.329	302.9	7	2'39.038 P	1'22.938	16.605	29.353	30.142	268.4
8	1'48.712 P	32.646	15.166	29.229	31.671	290.0	8	32'17.844	36.636	17.575	33.609	26.040	276.9
9	1'46.552	35.057	15.688	31.080	24.727	297.8	9	1'46.552	35.057	15.688	31.080	24.727	297.8

8th 43 Jack MILLER							11th 9 Danilo PETRUCCI						
Ducati Lenovo Team							Tech 3 KTM Factory Racing						
Runs=1 Total laps=7 Full laps=4							Runs=2 Total laps=11 Full laps=8						
Run #	1	Front Tyre	Slick-Medium	Rear Tyre	Slick-Medium	Speed	Run #	1	Front Tyre	Slick-Medium	Rear Tyre	Slick-Medium	Speed
			New Tyre		New Tyre					New Tyre		New Tyre	
1	2'19.695	33.103	15.307	29.712	23.111	302.9	1	2'02.481	33.250	15.041	28.946	22.667	295.6
2	1'36.150	31.413	14.387	27.921	22.429	306.7	2	1'36.428	31.866	14.397	27.990	22.175	297.8
3	1'36.320 *	31.792*	14.266	27.935	22.327	307.5	3	1'34.514	31.163	14.120	27.464	21.767	298.5
4	1'34.235	30.869	14.119	27.474	21.773	309.8	4	1'34.345	31.114	14.133	27.417	21.681	299.2
5	1'34.444	30.813	14.150	27.529	21.952	309.8	5	1'34.459	31.172	14.201	27.411	21.675	297.8
							6	1'34.134	30.978	14.115	27.383	21.658	297.0
							7	1'53.683 P	37.382*	15.243*	30.739	30.319	280.7
							8	28'44.167	37.452	16.828	33.447	26.273	284.6
							9	1'48.089	35.430	15.969	31.335	25.355	291.4
							10	1'45.975	34.631	15.533	31.149	24.662	291.4
							11	1'44.266	34.142	15.397	30.355	24.372	290.7

Fastest Lap: Maverick VIÑALES Monster Energy Yama SPA 1'33.241 30.592 13.950 27.104 21.595

These data/results cannot be reproduced, stored and/or transmitted in whole or in part by any manner of electronic, mechanical, photocopying, recording, broadcasting or otherwise now known or herein after developed without the previous express consent by the copyright owner, except for reproduction in daily press and regular printed publications on sale to the public within 60 days of the event related to those data/results and always provided that copyright symbol appears together as follows below.
© DORNA, 2021

Official MotoGP Timing by TISSOT
www.motogp.com



Assen, Friday, June 25, 2021

Free Practice Nr. 2

MotoGP

Lap	Lap Time	T1	T2	T3	T4	Speed	Lap	Lap Time	T1	T2	T3	T4	Speed	
12th	89	Jorge MARTIN				DUCATI	SPA	Run #	3	Front Tyre	Wet-Soft	Rear Tyre	Wet-Soft	
		Pramac Racing								New Tyre		New Tyre		
		Runs=2	Total laps=13	Full laps=9										
Run #	1	Front Tyre	Slick-Medium	Rear Tyre	Slick-Medium									
		New Tyre		New Tyre										
1	2'21.200	33.440	15.512	29.821	23.074	299.2	8	20'11.513	39.286	18.244	35.767	27.556	262.0	
2	1'36.213	31.585	14.410	27.887	22.331	305.2	9	1'53.805	36.974	16.732	33.714	26.385	278.1	
3	1'35.457	31.141	14.424	27.728	22.164	307.5	10	1'48.680	35.843	16.282	31.417	25.138	285.9	
4	1'34.612 *	31.091	14.209	27.521*	21.791	308.3	11	1'46.358	34.892	15.883	30.988	24.595	285.9	
5	1'34.339	30.816	14.294	27.366	21.863	307.5	12	1'45.171	34.346	15.460	30.684	24.681	294.9	
6	1'40.858	30.846	17.335	30.104	22.573	306.7	13	1'45.279	34.191	15.426	31.004	24.658	293.5	
7	1'47.822 P	31.682*	15.299*	30.330	30.511	301.4	14	1'44.372	34.157	15.340	30.600	24.275	291.4	
Run #	2	Front Tyre	Wet-Soft	Rear Tyre	Wet-Soft									
		New Tyre		New Tyre										
8	23'55.190	40.865	18.643	36.294	29.238	247.2								
9	1'56.251	38.211	17.186	33.658	27.196	279.4								
10	1'51.612	36.303	16.581	32.386	26.342	286.6								
11	1'49.603	35.653	16.198	31.631	26.121	275.6								
12	1'47.362	34.970	16.060	31.271	25.061	280.7								
13	1'46.434	34.980	15.753	31.019	24.682	285.9								
13th	73	Alex MARQUEZ				HONDA	SPA	Run #	1	Front Tyre	Slick-Soft	Rear Tyre	Slick-Medium	
		LCR Honda CASTROL								20 Laps at start		20 Laps at start		
		Runs=2	Total laps=13	Full laps=9										
Run #	1	Front Tyre	Slick-Medium	Rear Tyre	Slick-Medium									
		New Tyre		New Tyre										
1	1'58.655	35.412	16.539	31.572	23.457	283.9	1	2'24.067 P	33.138	15.612	29.195	30.997	298.5	
2	1'37.868 *	32.175	14.633	28.686	22.374*	300.7								
3	1'35.452	31.409	14.339	27.672	22.032	306.7								
4	1'34.557	31.058	14.157	27.428	21.914	307.5								
5	1'37.169	33.308	14.257	27.622	21.982	304.4								
6	1'34.358	30.898	14.164	27.439	21.857	303.7								
7	1'46.683 P	31.278	14.984*	29.208	31.213	300.7								
Run #	2	Front Tyre	Wet-Soft	Rear Tyre	Wet-Soft									
		New Tyre		New Tyre										
8	25'38.267	40.369	18.403	36.190	28.451	263.2								
9	1'52.564	37.127	16.514	32.462	26.461	287.3								
10	1'49.263	35.585	16.136	31.858	25.684	288.0								
11	1'46.914	34.911	15.791	31.280	24.932	291.4								
12	1'46.033	34.736	15.625	30.793	24.879	297.8								
13	1'45.376	34.711	15.524	30.590	24.551	297.0								
16th	23	Enea BASTIANINI				DUCATI	ITA	Run #	1	Front Tyre	Slick-Medium	Rear Tyre	Slick-Medium	
		Avintia Esponsorama								New Tyre		New Tyre		
		Runs=2	Total laps=12	Full laps=6										
Run #	1	Front Tyre	Slick-Medium	Rear Tyre	Slick-Medium									
		New Tyre		New Tyre										
1	2'13.062	33.996	16.180	30.603	24.253	292.8	1	2'13.062	33.996	16.180	30.603	24.253	292.8	
2	1'41.370 *	32.524	14.928	29.032	24.886*	298.5								
3	1'36.692	31.627	14.566	27.883	22.616	302.9								
4	1'35.007	31.370	14.241	27.348	22.048	305.2								
5	1'34.885	30.869	14.253	27.507	22.256	305.2								
6	1'34.658	30.928	14.195	27.468	22.067	305.2								
7	1'52.949 P	34.535*	14.553	32.620*	31.241	300.0								
Run #	2	Front Tyre	Wet-Soft	Rear Tyre	Wet-Soft									
		New Tyre		New Tyre										
8	25'37.171	40.439	18.291	35.981	28.734	264.3								
9	1'55.371 *	37.856	17.022	33.255	27.238*	272.0								
10	1'51.287 *	36.409*	16.323	32.202	26.353	282.0								
11	1'48.991	35.230	16.115	31.740	25.906	286.6								
12	1'48.001	35.081	15.834	31.294	25.792	292.8								
14th	32	Lorenzo SAVADORI				APRILIA	ITA	Run #	1	Front Tyre	Slick-Medium	Rear Tyre	Slick-Soft	
		Aprilia Racing Team Gresini								5 Laps at start		5 Laps at start		
		Runs=3	Total laps=14	Full laps=10										
Run #	1	Front Tyre	Slick-Medium	Rear Tyre	Slick-Soft									
		New Tyre		New Tyre										
1	1'58.774	42.000	16.946	31.068	23.342	281.3								
2	1'36.554	32.090	14.552	27.880	22.032	292.1								
3	1'35.019	31.471	14.222	27.527	21.799	299.2								
4	1'34.461	31.106	14.196	27.417	21.742	299.2								
5	1'34.676	31.115	14.238	27.457	21.866	297.8								
6	1'51.832 P	36.635	14.898	29.448	30.851	294.9								
Run #	2	Front Tyre	Slick-Medium	Rear Tyre	Slick-Hard									
		6 Laps at start		New Tyre										
7	5'03.658 P	34.821	14.745	34.570	33.014	295.6								

Fastest Lap: Maverick VIÑALES Monster Energy Yama SPA **1'33.241** 30.592 13.950 27.104 21.595

These data/results cannot be reproduced, stored and/or transmitted in whole or in part by any manner of electronic, mechanical, photocopying, recording, broadcasting or otherwise now known or herein after developed without the previous express consent by the copyright owner, except for reproduction in daily press and regular printed publications on sale to the public within 60 days of the event related to those data/results and always provided that copyright symbol appears together as follows below.
© DORNA, 2021

Official MotoGP Timing by TISSOT
www.motogp.com

Assen, Friday, June 25, 2021

Page 3 of 4



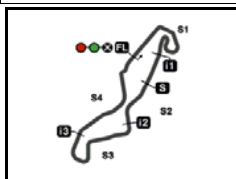
Free Practice Nr. 2

MotoGP

Lap	Lap Time	T1	T2	T3	T4	Speed	Lap	Lap Time	T1	T2	T3	T4	Speed		
17th	33	Brad BINDER				KTM	RSA								
Red Bull KTM Factory Racing															
Runs=2 Total laps=11 Full laps=4															
Run # 1	Front Tyre	Slick-Medium		Rear Tyre	Slick-Hard										
4 Laps at start							21 Laps at start								
1	3'44.413 *	38.870	15.334	29.102	24.179*	292.8	1	2'50.079	34.844	16.236	31.245	24.258	273.2		
2	1'37.321	32.125	14.528	28.019	22.649	300.7	2	1'40.060	33.223	14.991	29.000	22.846	296.3		
3	1'35.866	31.477	14.385	27.750	22.254	300.7	3	1'35.726	31.694	14.308	27.740	21.984	300.7		
4	1'39.602 *	35.117*	14.746	27.603	22.136	302.2	4	1'48.331 P	34.707	14.613	27.972	31.039	296.3		
5	1'34.766	30.993	14.243	27.571	21.959	301.4	Run # 2	Front Tyre	Slick-Medium		Rear Tyre	Slick-Hard			
6	1'52.509 P	38.753*	14.590	28.223	30.943	292.8	New Tyre							New Tyre	
Run # 2	Front Tyre	Wet-Soft		Rear Tyre	Wet-Soft										
New Tyre							New Tyre								
7	26'48.100	41.672	18.614	35.414	28.444	256.0	5	6'36.604 P	34.781	15.919	32.075	33.026	275.0		
8	1'56.240 *	38.852*	16.717	32.412	28.259*	273.2	Run # 3	Front Tyre	Wet-Soft		Rear Tyre	Wet-Soft			
9	1'50.195 *	36.507*	16.381	31.158	26.149*	270.1	New Tyre							New Tyre	
10	1'47.082 *	34.923*	15.826	31.074	25.259	286.6	6	26'07.541	38.899	17.542	34.348	27.675	270.1		
11	1'45.293	34.652	15.524	30.408	24.709	288.0	7	1'55.179	40.575	16.654	32.186	25.764	273.2		
							8	1'47.355	35.296	15.773	31.119	25.167	292.8		
							9	1'46.238	34.685	15.400	30.899	25.254	298.5		
21st	31	Garrett GERLOFF				YAMAHA	USA								
Petronas Yamaha SRT															
Runs=2 Total laps=12 Full laps=6															
Run # 1	Front Tyre	Slick-Medium		Rear Tyre	Slick-Medium										
5 Laps at start							5 Laps at start								
1	3'23.539 *	32.742	15.845	29.840	23.417*	282.6	1	3'23.539 *	32.742	15.845	29.840	23.417*	282.6		
2	1'38.136	32.254	14.811	28.306	22.765	292.8	2	1'38.136	32.254	14.811	28.306	22.765	292.8		
3	1'36.275 *	31.218	14.778	27.817*	22.462	295.6	3	1'36.275 *	31.218	14.778	27.817*	22.462	295.6		
4	1'35.744	31.216	14.576	27.640	22.312	292.8	4	1'35.744	31.216	14.576	27.640	22.312	292.8		
5	1'35.924	31.288	14.531	27.752	22.353	293.5	5	1'35.924	31.288	14.531	27.752	22.353	293.5		
6	1'36.947 *	31.299	14.588	27.668	23.392*	292.8	6	1'36.947 *	31.299	14.588	27.668	23.392*	292.8		
7	1'35.962 *	31.204	14.443*	27.647	22.668	293.5	7	1'35.962 *	31.204	14.443*	27.647	22.668	293.5		
8	1'46.209 P	31.411	14.494	28.765	31.539	294.9	8	1'46.209 P	31.411	14.494	28.765	31.539	294.9		
Run # 2	Front Tyre	Wet-Soft		Rear Tyre	Wet-Soft										
New Tyre							New Tyre								
9	26'26.108	42.339	17.510	34.279	26.267	263.2	9	26'26.108	42.339	17.510	34.279	26.267	263.2		
10	1'49.728	36.016	16.354	31.437	25.921	281.3	10	1'49.728	36.016	16.354	31.437	25.921	281.3		
11	1'47.042	34.909	16.186	31.172	24.775	279.4	11	1'47.042	34.909	16.186	31.172	24.775	279.4		
12	1'45.476	34.400	16.014	30.568	24.494	283.3	12	1'45.476	34.400	16.014	30.568	24.494	283.3		
22nd	10	Luca MARINI				DUCATI	ITA								
SKY VR46 Avintia															
Runs=2 Total laps=12 Full laps=9															
Run # 1	Front Tyre	Slick-Medium		Rear Tyre	Slick-Medium										
New Tyre							New Tyre								
1	2'21.959	34.215	16.267	29.823	23.993	290.0	1	2'21.959	34.215	16.267	29.823	23.993	290.0		
2	1'38.707	32.164	15.115	28.192	23.236	297.8	2	1'38.707	32.164	15.115	28.192	23.236	297.8		
3	1'42.759	31.651	14.910	32.818	23.380	299.2	3	1'42.759	31.651	14.910	32.818	23.380	299.2		
4	1'36.285	31.454	14.603	27.815	22.413	300.0	4	1'36.285	31.454	14.603	27.815	22.413	300.0		
5	1'39.617	33.519	15.532	27.906	22.660	285.3	5	1'39.617	33.519	15.532	27.906	22.660	285.3		
6	1'36.216	31.154	14.664	27.801	22.597	299.2	6	1'36.216	31.154	14.664	27.801	22.597	299.2		
7	1'44.435 P	31.146*	14.473*	27.591	31.225	300.0	7	1'44.435 P	31.146*	14.473*	27.591	31.225	300.0		
Run # 2	Front Tyre	Wet-Soft		Rear Tyre	Wet-Soft										
New Tyre							New Tyre								
8	26'12.772	46.644	21.754	40.294	30.160	239.0	8	26'12.772	46.644	21.754	40.294	30.160	239.0		
9	1'58.473	38.833	17.922	33.534	28.184	258.7	9	1'58.473	38.833	17.922	33.534	28.184	258.7		
10	1'52.085	36.161	17.239	32.104	26.581	270.1	10	1'52.085	36.161	17.239	32.104	26.581	270.1		
11	1'48.212	34.765	16.447	31.239	25.761	276.9	11	1'48.212	34.765	16.447	31.239	25.761	276.9		
12	1'46.784	34.516	16.228	30.967	25.073	288.0	12	1'46.784	34.516	16.228	30.967	25.073	288.0		
19th	63	Francesco BAGNAIA				DUCATI	ITA								
Ducati Lenovo Team															
Runs=2 Total laps=7 Full laps=3															
Run # 1	Front Tyre	Slick-Medium		Rear Tyre	Slick-Medium										
New Tyre							New Tyre								
1	2'09.796	33.018	16.042	29.953	23.951	281.3	1	2'09.796	33.018	16.042	29.953	23.951	281.3		
2	1'37.332	31.768	14.578	28.288	22.698	305.2	2	1'37.332	31.768	14.578	28.288	22.698	305.2		
3	1'35.852	31.278	14.319	27.854	22.401	306.7	3	1'35.852	31.278	14.319	27.854	22.401	306.7		
4	1'34.832	31.078	14.209	27.532	22.013	309.0	4	1'34.832	31.078	14.209	27.532	22.013	309.0		
5	1'37.513 *	33.393*	14.388	27.677	22.055	305.2	5	1'37.513 *	33.393*	14.388	27.677	22.055	305.2		
6	1'43.840 P	31.041	14.322	27.660	30.817	305.2	6	1'43.840 P	31.041	14.322	27.660	30.817	305.2		
Run # 2	Front Tyre	Slick-Medium		Rear Tyre	Slick-Medium										
6 Laps at start							6 Laps at start								
7	7'57.497 P	35.974	17.135	36.322	34.478	283.3	7	7'57.497 P	35.974	17.135	36.322	34.478	283.3		
20th	30	Takaaki NAKAGAMI				HONDA	JPN								
LCR Honda IDEMITSU															
Runs=3 Total laps=9 Full laps=5															
Fastest Lap:	Maverick VIÑALES	Monster Energy Yama SPA		1'33.241	30.592	13.950	27.104	21.595							

These data/results cannot be reproduced, stored and/or transmitted in whole or in part by any manner of electronic, mechanical, photocopying, recording, broadcasting or otherwise now known or herein after developed without the previous express consent by the copyright owner, except for reproduction in daily press and regular printed publications on sale to the public within 60 days of the event related to those data/results and always provided that copyright symbol appears together as follows below.
© DORNA, 2021





4542 m.

MOTUL TT ASSEN

Free Practice Nr. 2

Best Partial Times

MotoGP™

IT Ideal Lap Time, sum of the best partial times*BT* Best Lap Time

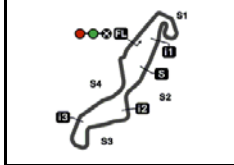
T1		T2		T3		T4						
Pos	Rider	Time	Rider	Time	Rider	Time	Rider	Time	Pos	Rider	IT	BT
1	F.QUARTARARO	30.556	M.VIÑALES	13.821	M.OLIVEIRA	27.055	M.MARQUEZ	21.476	1	M.VIÑALES	1'33.036	1'33.241 (1)
2	J.ZARCO	30.562	M.OLIVEIRA	13.910	J.ZARCO	27.068	M.VIÑALES	21.519	2	M.MARQUEZ	1'33.349	1'33.560 (4)
3	M.VIÑALES	30.592	M.MARQUEZ	13.977	M.VIÑALES	27.104	F.QUARTARARO	21.642	3	F.QUARTARAR	1'33.359	1'33.491 (3)
4	J.MIR	30.592	A.ESPARGARO	13.987	J.MIR	27.117	D.PETRUCCI	21.658	4	M.OLIVEIRA	1'33.367	1'33.400 (2)
5	M.MARQUEZ	30.643	J.ZARCO	14.001	F.QUARTARARO	27.131	A.ESPARGARO	21.689	5	J.ZARCO	1'33.400	1'33.708 (6)
6	M.OLIVEIRA	30.690	P.ESPARGARO	14.006	M.MARQUEZ	27.253	A.RINS	21.705	6	J.MIR	1'33.582	1'33.701 (5)
7	A.ESPARGARO	30.712	F.QUARTARARO	14.030	A.RINS	27.279	P.ESPARGARO	21.707	7	A.ESPARGAR	1'33.800	1'34.081 (9)
8	J.MILLER	30.738	A.RINS	14.103	V.ROSSI	27.330	M.OLIVEIRA	21.712	8	A.RINS	1'33.914	1'33.960 (7)
9	J.MARTIN	30.816	D.PETRUCCI	14.115	E.BASTIANINI	27.348	J.MIR	21.722	9	J.MILLER	1'34.012	1'34.066 (8)
10	A.RINS	30.827	J.MILLER	14.119	J.MARTIN	27.366	L.SAVADORI	21.742	10	P.ESPARGAR	1'34.050	1'34.096 (10)
11	V.ROSSI	30.858	V.ROSSI	14.140	J.MILLER	27.382	J.ZARCO	21.769	11	D.PETRUCCI	1'34.134	1'34.134 (11)
12	E.BASTIANINI	30.869	J.MIR	14.151	D.PETRUCCI	27.383	J.MILLER	21.773	12	J.MARTIN	1'34.182	1'34.339 (12)
13	P.ESPARGARO	30.881	A.MARQUEZ	14.157	A.ESPARGARO	27.412	J.MARTIN	21.791	13	V.ROSSI	1'34.324	1'34.777 (18)
14	A.MARQUEZ	30.898	E.BASTIANINI	14.195	L.SAVADORI	27.417	A.MARQUEZ	21.857	14	A.MARQUEZ	1'34.340	1'34.358 (13)
15	D.PETRUCCI	30.978	L.SAVADORI	14.196	A.MARQUEZ	27.428	I.LECUONA	21.877	15	E.BASTIANINI	1'34.460	1'34.658 (16)
16	B.BINDER	30.993	F.BAGNAIA	14.209	I.LECUONA	27.431	B.BINDER	21.959	16	L.SAVADORI	1'34.461	1'34.461 (14)
17	I.LECUONA	31.017	J.MARTIN	14.209	P.ESPARGARO	27.456	T.NAKAGAMI	21.984	17	I.LECUONA	1'34.539	1'34.539 (15)
18	F.BAGNAIA	31.041	I.LECUONA	14.214	F.BAGNAIA	27.532	V.ROSSI	21.996	18	B.BINDER	1'34.766	1'34.766 (17)
19	L.SAVADORI	31.106	B.BINDER	14.243	B.BINDER	27.571	F.BAGNAIA	22.013	19	F.BAGNAIA	1'34.795	1'34.832 (19)
20	L.MARINI	31.154	T.NAKAGAMI	14.308	L.MARINI	27.591	E.BASTIANINI	22.048	20	G.GERLOFF	1'35.650	1'35.744 (21)
21	G.GERLOFF	31.204	G.GERLOFF	14.494	G.GERLOFF	27.640	G.GERLOFF	22.312	21	T.NAKAGAMI	1'35.726	1'35.726 (20)
22	T.NAKAGAMI	31.694	L.MARINI	14.603	T.NAKAGAMI	27.740	L.MARINI	22.413	22	L.MARINI	1'35.761	1'36.216 (22)

These data/results cannot be reproduced, stored and/or transmitted in whole or in part by any manner of electronic, mechanical, photocopying, recording, broadcasting or otherwise now known or herein after developed without the previous express consent by the copyright owner, except for reproduction in daily press and regular printed publications on sale to the public within 60 days of the event related to those data/results and always provided that copyright symbol appears together as follows below.

© DORNA, 2021

Official MotoGP Timing by **TISSOT**
www.motogp.com






4542 m.

MOTUL TT ASSEN

Free Practice Nr. 2

Fastest Laps Sequence

<i>Practice Time</i>	 <i>Rider</i>	<i>Nation</i>	<i>Motorcycle</i>	<i>Time</i>	<i>Km/h</i>	<i>Rider's Lap</i>
3'33.373	44 PoI ESPARGARO	SPA	HONDA	1'36.002	170.3	2
4'38.683	20 Fabio QUARTARARO	FRA	YAMAHA	1'34.963	172.1	2
4'47.594	12 Maverick VIÑALES	SPA	YAMAHA	1'34.934	172.2	2
5'08.134	44 PoI ESPARGARO	SPA	HONDA	1'34.761	172.5	3
5'13.423	9 Danilo PETRUCCI	ITA	KTM	1'34.514	173.0	3
6'12.436	20 Fabio QUARTARARO	FRA	YAMAHA	1'33.753	174.4	3
7'45.927	20 Fabio QUARTARARO	FRA	YAMAHA	1'33.491	174.8	4
8'42.395	88 Miguel OLIVEIRA	POR	KTM	1'33.400	175.0	5
9'31.619	12 Maverick VIÑALES	SPA	YAMAHA	1'33.241	175.3	5

These data/results cannot be reproduced, stored and/or transmitted in whole or in part by any manner of electronic, mechanical, photocopying, recording, broadcasting or otherwise now known or herein after developed without the previous express consent by the copyright owner, except for reproduction in daily press and regular printed publications on sale to the public within 60 days of the event related to those data/results and always provided that copyright symbol appears together as follows below.

© DORNA, 2021

Official MotoGP Timing by **TISSOT**
www.motogp.com

Assen, Friday, June 25, 2021

